



Cal 25— with deluxe teak cruising interior

The main cabin of the Cal 25 is bright and spacious, with four or five full-length foam berths for family cruising. It includes a large dinette and a starboard galley which gives her the kitchen convenience of a true cruising sailboat. Located as it is beneath the convertible hatch cover (which can be raised and covered with a hatch dodger), it allows even a very tall cook to stand straight up at the galley's broad counter. In the

galley is a top-loading icebox with drain, a stainless steel sink with fresh-water pump, a fixed cabinet, and a storage niche. Forward of the main cabin, which is finished in selected Burmese teak, is a hanging locker, a private head, and the forward cabin. In the forward cabin there is a double berth, chain locker and extra storage room under the berth.

Specifications

STANDARD EQUIPMENT. Hull: One-piece reinforced fiberglass lamination made of hand laid up woven roving. **Deck and cockpit:** Integrally molded fiberglass lamination with additional deck stiffening. Colors and non-skid surfaces molded in. **Deluxe hatch. Ballast:** Cast lead, 1700 lb. **Rigging:** Aluminum mast and boom. All standing rigging, including turnbuckles, chainplates, fittings and cleats—stainless or bronze. **Running rigging:** Dacron and stainless. **Winches:** Genoa halyard winch and two racing Barient genoa sheet winches. **Racing hardware:** 3/4" feet of jib and genoa track with two cars. Jib fairleads and mainsheet reefing gear. **Ventilation and ports:** Two fixed aluminum frame windows plus four opening ports. **Water tank:** Approx. 15 gallons. **Berths:** Four deluxe fabric-covered 4" foam berths, convertible dinette. **Galley:** Built-in with large counter top and cabinet storage, includes top-loading icebox with drain, stainless sink with fresh-water pump, and counter top, two-burner stove. **Electrical:** 12 volt system with international running lights, bow light, and cabin lights, fuse and switch panel. 12 volt battery. Lightning ground.

SAFETY EQUIPMENT. Bow pulpits, stanchions and life lines, hand bilge pump, lightning ground, valves on all thru hull fittings.

OPTIONAL EQUIPMENT. A variety of optional equipment to suit individual needs is available for the Cal 25 from Cal-Boat dealers. This includes spinnaker gear, additional winches, cockpit cushions, electronic navigation and radio equipment. **Power:** Recommended outboard motor, 6 to 10 hp (long shaft).

DIMENSIONS

L.O.A. 25'	Sail Area . . . 286 sq. ft.
L.W.L. 20'	Disp. 4000 lb.
Beam 8'	Ballast 1700 lb.
Draft 4'	

Cal-Boats builds a complete line of sailboats all designed by Bill Lapworth. These range in size from the Cal 20 to the Cal 2-46. Cal boats are known for their racing accomplishments the world over, having won more yacht races than any other boat. The Cal cruising boats offer exceptional comfort and value. Cal-Boats is a division of Jensen Marine.

All prices and specifications are subject to change at any time, including after receipt of the customer's order, until final delivery to the customer.



CAL-BOATS



A BANGOR PUNTA COMPANY
235 FISCHER ST., COSTA MESA, CALIF. 92626
BOUNDARY RD., MARLBORO, NEW JERSEY 07746


20 21 1/4 23 27 1/2 29 30 35 40 246

Cal 25 all fiberglass ocean racer—family cr from Jensen/Lapworth

The Cal 25 is an excellent combination of ocean racer and family cruiser designed for the needs of today's sailing families. She is a fast and able ocean racer, and consistently performs very well under a variety of conditions. In the most recent Ensenada race, Cal 25s took both First and Second Overall from a racing fleet of 550 boats. The remarkable acceptance of the Cal 25 by sailors on both coasts has generated a strong one-design class with over 1000 (?) boats in the water. This strong class organization greatly enhances the Cal 25's value, and makes it one of the best investments in sailing.

For cruising the Cal 25 has all the conveniences one looks for to assure comfortable and pleasurable family cruising, including an all-new galley. Her spaciousness, privacy, and attractive design are to be found only on much larger boats.

Designed by Bill Lapworth, the Cal 25 is a light displacement sloop with a long 20-foot waterline for added speed, and a spade rudder for sure and positive control under all conditions of wind and sea. Her mast-head sail plan permits a good selection of headsails, with plenty of sail power for light air that's easily shortened in a blow.



ruiser




maintenance free construction

The Cal 25, like all Cal boats, is built of fiberglass, with a high percentage of woven roving. The deck and cockpit are molded in a one-piece fiberglass section, rigid, strong and leak proof. The mast and boom are aluminum alloy. All rigging is stainless and bronze. This combination of modern materials makes the Cal 25 long lasting and maintenance free.

The Cal 25's raised deck design makes for a wide, level deck quickly appreciated by racing sailors. The unusually long cockpit, 7'6", is self-bailing, fully scuppered and carefully laid out for efficient sailing. It extends all the way to the stern, providing plenty of leg room and extra sleeping space in warm weather.

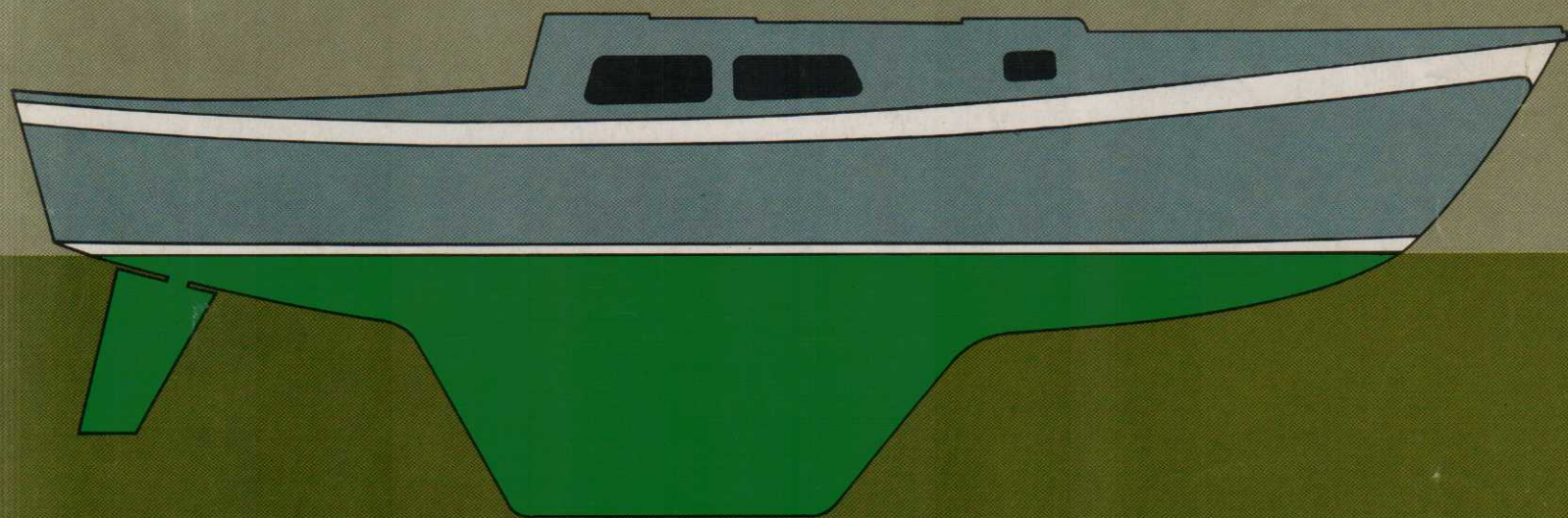
convenient "outboard transom"

The Cal 25 has a uniquely designed "outboard transom" with a removable middle section which permits low and effective mounting of the outboard motor on the transom. It can be quickly and easily tipped up out of the way when sailing.



S... INC.
30117 SO. RIVER ROAD
MT. CLEMENS, MICH. 48043
(313) 468-6622 • 468-6605

CAL 25



CAL-BOATS